


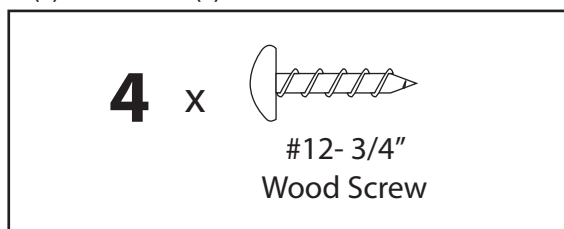


300 - Shop Stool Assembly Instructions

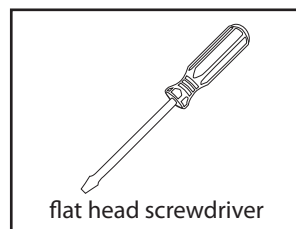


Includes:

- (1) Stool Seat • (1) Stool Frame




Tools Needed:



Steps:

1

Lay seat on a hard surface with under side up.



2

Turn stool frame upside down and line up holes in frame with pilot holes in seat. Fasten with (4) #12 x $\frac{3}{4}$ " wood screws. *Note: Correct pilot holes will be circled.*

